

L. C. KNACKSTEDT.
MUSICAL INSTRUMENT PICK.

APPLICATION FILED DEC. 13, 1911. RENEWED APR. 7, 1914.

1,117,056.

Patented Nov. 10, 1914.

Fig. 3.

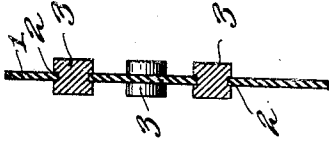


Fig. 2.

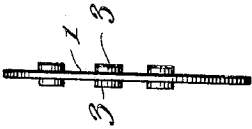


Fig. 1.

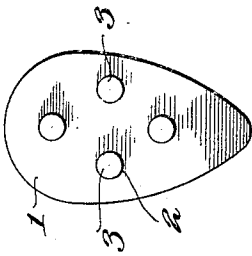


Fig. 5.

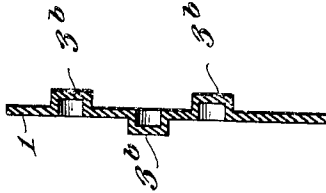
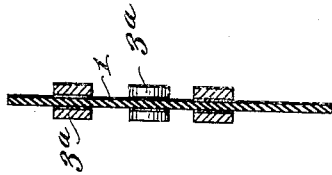


Fig. 4.



Witnesses

A. H. Lybrand

C. C. Hines.

Inventor
Louis C. Knackstedt

By *Victor J. Evans*

Attorney

UNITED STATES PATENT OFFICE.

LOUIS C. KNACKSTEDT, OF ANNAPOLIS, MARYLAND, ASSIGNOR TO J. SPENCER CLARK,
OF BALTIMORE, MARYLAND.

MUSICAL-INSTRUMENT PICK.

1,117,056.

Specification of Letters Patent.

Patented Nov. 10, 1914.

Application filed December 13, 1911, Serial No. 665,461. Renewed April 7, 1914. Serial No. 830,292.

To all whom it may concern:

Be it known that I, LOUIS C. KNACKSTEDT, a citizen of the United States, residing at Annapolis, in the county of Anne Arundel and State of Maryland, have invented new and useful Improvements in Musical-Instrument Picks, of which the following is a specification.

This invention relates to mandolin and other musical instrument picks, the object of the invention being to provide simple and effective means to prevent the pick from slipping between the thumb and finger, thus enabling the pick to be firmly held while permitting it to be shifted to different positions as occasion requires.

The invention consists of the features of construction, combination and arrangement of devices, hereinafter fully described and claimed, reference being had to the accompanying drawing, in which:

Figure 1 is a side elevation of a mandolin pick embodying my invention. Fig. 2 is an edge view of the same. Fig. 3 is a longitudinal section. Fig. 4 is a view similar to Fig. 3, showing a modification. Fig. 5 is a similar view, showing another modification.

Referring to the drawing, 1 designates a mandolin pick of any suitable shape and made of celluloid or other suitable material. In the form shown in Figs. 1, 2 and 3, the pick is provided with a series of transverse openings 2 arranged in the form of a diamond and in which are fitted elastic plugs, forming gripping spurs or projections 3 extending beyond both sides of the pick. These plugs are preferably made of rubber and are of slightly greater diameter than the openings 2 so that they may be forced therethrough under pressure and on expansion will be held in position by their own resiliency. They may be, however, cemented or otherwise secured in position. The rubber is preferably semi-vulcanized, so that it will be sufficiently soft to prevent chafing of the thumb and finger, and at the same time sufficiently rough to establish a frictional engagement between the thumb and finger to prevent the pick from slipping. The described arrangement of the spurs or projections also provides a space between them into which portions of the thumb and fore finger may rest to further assist in giving a firm hold.

By the construction described, it will be apparent that the pick may be held firmly in the hand without liability of casual displacement, and at the same time be easily and conveniently shifted to different positions as occasion demands in the playing of a piece of music upon the instrument.

In the form of the invention shown in Fig. 4, the sets of spurs or projections 3^a upon the opposite sides of the pick are made independently of each other, each spur consisting of a comparatively soft piece of rubber, or other suitable material, cemented to the adjacent side of the pick. This construction may be used under some conditions, and other ways of constructing and attaching the spurs may be employed within the scope of the appended claims.

In the form of the invention shown in Fig. 5, the spurs or projections 3^b are made by stamping them up from the body of the pick, or by molding them, as will be readily understood.

Having thus described my invention, I claim:

1. A musical instrument pick provided with openings and plugs held within and extending longitudinally through said openings, the opposite extremities of said plugs providing gripping projections upon the opposite sides of the pick.

2. A musical instrument pick provided with openings, and plugs of resilient material held within and extending longitudinally through said openings, the opposite extremities of said plugs providing elastic gripping projections.

3. A musical instrument pick provided with openings, and plugs of resilient material extending longitudinally through said openings and forming gripping projections on opposite sides of the pick, said plugs being of greater diameter than the openings and contracted at their points of passage therethrough, so as to bind against the walls thereof.

In testimony whereof I affix my signature in presence of two witnesses.

LOUIS C. KNACKSTEDT.

Witnesses:

ARTHUR TRADEN,
A. H. MOORE.